ASG PLAST

POLYPROPYLENE PRODUCTS

PIPES FITTINGS VAIVLES INSTRUCTIONS

CONTENT

Introduction	2
Symbols	3
Pipes	4
Fittings	7
Underfloor heating	27
Clamps	28
Valves	30
Mounting Instructions	35

INTRODUCTION

TM "ASG" since 2006 specializes in first-class piping systems for water supply, heating and sewerage systems. Products are manufactured on modern automated equipment.
Full production cycle from preparation of raw materials to the finished product. Multi-level quality control, laboratory testing, the best raw materials and components allow you to provide an increased guarantee from the manufacturer.

Range:

ASG-PLAST system for heating and water supply pipes and fittings;
ASG HTR system for internal sewage pipes and fittings;
ASG ESTERNO system for outdoor sewage pipes and fittings.

The main priority of our company is maximum comfort for our customers:

- impeccable partnership with a guarantee of timely delivery;
- stable technical properties of products;
- a wide range;
- technical advice from the manufacturer;
- ease of installation;
- long-term manufacturer's warranty;
- modern and reliable packaging of products provides an optimal level of safety during transportation, handling and storage.

SYMBOLS

dm^3		
Volume (DM^3/PC)	Size	Unit

	# ● / ●	S/A
Quantity in big package	Product color	Thickness Aluminum Layer

- Drinking water
- Chemical industry
- Industrial cooling
- Heating air conditioning
- Shipbuilding
- Technical water
- Pools
- Infrastructure
- Heat pumps

PIPES

Pipe PN 16 ASG

System: ASG - Plast
Material: PPR
Standard: EN ISO 15874, DIN 8077, DIN 8078, DSTU B V.2.7-144:2007
Note: Polypropylene pressure pipe is designed for cold and hot water supply systems with water temperature up to +60 °C, nominal pressure 16 bar.

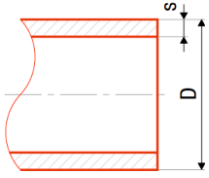



#●/●		D [mm]	s [mm]	l [m]		dm³
1415070264	20x2,8	20	2,8	4	100	0,46
1415070281	25x3,5	25	3,5	4	60	0,76
1415070335	32x4,4	32	4,4	4	40	1,18
1415070345	40x5,5	40	5,5	4	24	1,65
1415070355	50x6,9	50	6,9	4	16	2,48
1415070425	63x8,6	63	8,6	4	12	3,81
1417070255	75x10,3	75	10,3	4	8	5,19
1417070370	90x12,3	90	12,3	4	4	8,10
1417070539	110x15,1	110	15,1	4	4	12,10

Pipe PP-RCT PROFI ASG

System: ASG - Plast
Material: PP-RCT
Standard: EN ISO 15874, DIN 8077, DIN 8078, DSTU B V.2.7-144:2007
Note: Polypropylene pressure pipe is designed for cold and hot water supply systems with water temperature up to +80 °C, nominal pressure 20 bar. Increased throughput up to 35%.
Less weight up to 30%.

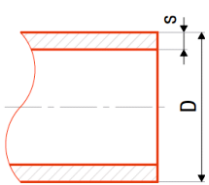



#●/●		D [mm]	s [mm]	l [m]		dm³
6542013	20x3,0	20	3	4	100	0,46
6542014	25x3,9	25	3,9	4	60	0,76
6542015	32x5,1	32	5,1	4	40	1,18
6542016	40x6,4	40	6,4	4	24	1,65
6542017	50x8,0	50	8	4	16	2,48
6542018	63x10	63	10	4	12	3,81
6542019	75x12,1	75	12,1	4	8	5,19
6542020	90x13,7	90	13,7	4	4	8,10
6542021	110x17,7	110	17,7	4	4	12,10

Pipe PP-RCT FaserHOT ASG

System: ASG - Plast
Material: PP - RCT / PP-RCT + GF / PP-RCT
Standard: EN ISO 15874, DIN B077, DIN 8078, DIN 16362
Note: Pipe reinforced with fiberglass, with a working temperature of the coolant up to +95°C. Higher flow capacity, up to +35%, Thermal elongation coefficient FASER HOT ASG - 0,04 mm/m°C

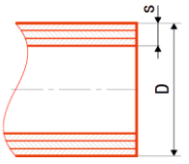



# ●/●		D [mm]	s [mm]	l [m]		dm³
6537483	20x2,8	20	2,8	4	100	0,46
6537484	25x3,5	25	3,5	4	60	0,76
6537485	32x4,4	32	4,4	4	40	1,18
6537489	40x5,5	40	5,5	4	24	1,65
6537490	50x6,9	50	6,9	4	16	2,48
6537491	63x8,6	63	8,6	4	12	3,81
6537492	75x10,3	75	10,3	4	8	5,19
6537493	90x12,3	90	12,3	4	4	8,10
6537494	110x15,1	110	15,1	4	4	12,10

Pipe ASG Nano Ag composite

System: ASG - Plast
Material: PP-RCT / Al /PP-RCT
Standard: DSTU B V.2.5-36-2007, EN ISO 15874
Note: Polypropylene multilayer pressure pipe SDR6.SDR7.4,SDR9(test PN25) reinforced with aluminum foil, seam welded by ultrasonic welding. The pipe is intended for hot water supply systems and closed heating systems with water temperature up to +95°C.

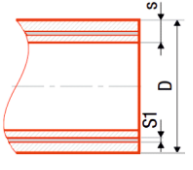



# ●/●		D [mm]	s [mm]	l [m]		dm³	S1,mm
1414727600	20x3,2	20	3,2	4	100	0,46	0,21
1414727973	25x4,2	25	4,2	4	60	0,76	0,26
1414728137	32x4,5	32	4,5	4	40	1,18	0,3
1414728210	40x5,6	40	5,6	4	24	1,65	0,35
1414728240	50x6,1	50	6,1	4	16	2,48	0,45
1414728253	63x7,8	63	7,8	4	12	3,81	0,5
1414728301	75x9,5	75	9,5	4	8	5,19	0,5

FITTINGS

Elbow 45° ASG

System: ASG - Plast
Material: PP-RCT
Standard: EN ISO 15874, DIN 8077, DIN 8078, DSTU B V.2.5-18-2001
Note: Connecting element for mounting polypropylene pipelines of same diameter necessary in case of changing direction of pipeline or passing around right angles. Bend is fit for connecting to pipelines of different devices and equipment. T max 95 °C.

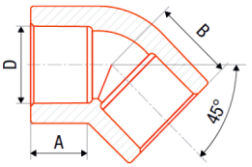

#●/●		D [mm]	A [mm]	B [mm]		dm³
1415270162	20	20	14,5	19,5	400	0,05
1415270177	25	25	16	22	200	0,1
1415270185	32	32	18	25,5	80	0,2
1415270191	40	40	20,5	32,3	50	0,37
1415270200	50	50	23,5	37,8	32	0,48
1415270210	63	63	27,5	45,3	21	0,89
1415270233	75	75	30	50,9	12	1,56
1415270273	90	90	33	54,1	6	2,55
6178523	110	110	37	69	4	4,67
6178524	160	160	-	-	2	21,88

Elbow 90° ASG

System: ASG - Plast
Material: PP-RCT
Standard: EN ISO 15874, DIN 8077 , DIN 8078, DSTU B V.2.5-18-2001
Note: Connecting element for polypropylene pipelines of cold and hot water supply, used in case of need to change the direction of laying of the pipeline with turn on 90 degrees. T max 95 ° C

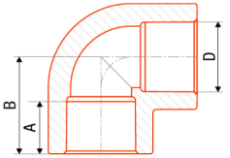

#●/●		D [mm]	A [mm]	B [mm]		dm³
1415270449	20	20	14,5	27	300	0,063
1415270455	25	25	16	31	150	0,125
1415270470	32	32	18	34,2	80	0,191
1415270476	40	40	20,5	41,5	30	0,509
1415270482	50	50	23,5	51,1	32	0,583
1415270488	63	63	27,5	61,8	12	1,272
1415270494	75	75	30	70,5	8	1,91
1415270505	90	90	33	81,5	6	2,545
1415270351	110	110	37	98	4	4,665
617.8526	160	160	-	-	1	18,66

Elbow Male/Femalejoint ASG 45°

System: ASG - Plast
Material: PP-RCT
Standard: EN IS0 15874, DIN 8077, DIN 8078, DSTU B V.2.5-18-2001
Note: Connecting element at 45 degrees angle, it is purposed for changing direction of pipeline at 45 degrees angle. It is designed for connecting with other fitting. It is convenient for using in sections with limited access. T max 95 °C.

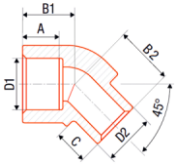

#●/●		D1 [mm]	A [mm]	B1 [mm]	B2 [mm]	D2 [mm]	C [mm]		dm³
1415270168	20	20	14,5	19,2	21,7	20	13,5	400	0,047
1424783660	25	25	16	23,1	27,3	25	15	250	0,075

Elbow Male/Femalejoint ASG 90°

System: ASG - Plast
Material: PP-RCT
Standard: EN IS0 15874, DIN 8077, DIN 8078, DSTU B V.2.5-18-2001
Note: Connecting element at 90 degrees angle, it is purposed for polypropylene pipes of different diameter in cold and hot water supply systems used in case of necessity to change direction of pipe laying with 90 degrees turn. T max 95 °C.

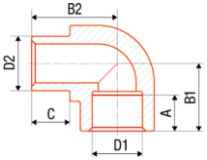

#●/●		D1 [mm]	A [mm]	B1 [mm]	B2 [mm]	D2 [mm]	C [mm]		dm³
1415270532	20	20	14,5	25,6	30,3	20	13,5	300	0,062
1415270546	25	25	16	31,4	35,8	25	15	150	0,125
1417599488	32	32	18	36,5	42,2	32	16	100	0,186

Elbow reduced 90° ASG

System: ASG - Plast
Material: PP-RCT
Standard: EN IS0 15874, DIN 8077, DIN 8078, DSTU B V.2.5-18-2001
Note: Connecting element at 90 degrees angle, it is purposed for polypropylene pipes of different diameter in cold and hot water supply systems used in case of necessity to change direction of pipe laying with 90 degrees turn.

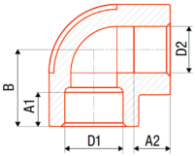

#●/●		D1 [mm]	A1 [mm]	A2 [mm]	B [mm]	D2 [mm]		dm³
1415270342	25x20	25	16	14,5	32,2	20	100	0,153
1417599237	32x20	32	18	14,5	35,2	20	100	0,153
1417599387	32x25	32	18	16	40	25	80	0,191

Cross ASG

System: ASG - Plast
Material: PP-RCT
Standard: EN ISO 15874, DIN 8077, DIN 8078, DSTU B V.2.5-18-2001
Note: Polypropylene cross pipe serves for branching pipeline of one diameter in three directions at a right angle. It is convenient for using in sections with limited access. T max 95 °C.

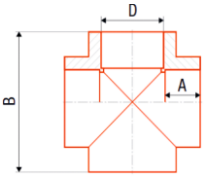

# ●/●		D [mm]	A [mm]	B [mm]		dm³
1415273154	20	20	14,5	51	100	0,153
1415273160	25	25	16	59,2	100	0,187
1417599827	32	32	18	64	60	0,311
1417599840	40	40	20,5	84	40	0,466
1417599852	50	50	23,5	102	22	0,848
1417599864	63	63	27,5	120,6	9	1,96

End Stop, threaded ASG

System: ASG - Plast
Material: PP-RCT
Standard: EN ISO 15874, DIN 8077, DIN 8078, DSTU B V.2.6-18-2001
Note: Used in end elements of a pipeline, for temporary flow cut-off before installing devices (for instance, mixer tap).

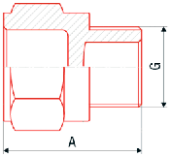

# ●/●		A [mm]	G [”]		dm³
1415276160	1/2"	34,5	1/2"	400	0,04
1417604015	3/4"	17,5	3/4"	400	0,05
1417604021	1"	30	1"	300	0,071
1417604030	5/4"	36	5/4"	160	0,13

Extended threaded plug ASG

System: ASG - Plast
Material: PP-RCT
Standard: EN ISO 15874, DIN 8077, DIN 8078, DSTU B V.2.5-18-2001
Note: It is applied for temporary cut-off of threaded joints for the purpose of testing a system under pressure.

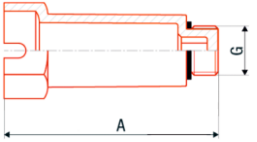

# ●/●		A [mm]	G [”]		dm³
1415276180	1/2"	82,2	1/2"	120	0,127
1417604036	3/4"	70	3/4"	120	0,177

End Cap ASG

System: ASG - Plast
Material: PP - RCT
Standard: EN ISO 15874, DIN 8077, DIN 8078, DSTU B V.2.5-18-2001
Note: It allows blocking a pipeline permanently or temporarily, it forms a secure joint and guarantees absence of corrosion. T max 95 ° C.

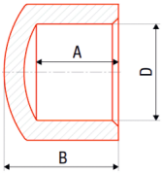

#●/●		A [mm]	D [mm]	B [mm]		dm³
1415265734	20	14,5	20	21	400	0,04
1415412068	25	16	25	25	300	0,05
1415265752	32	18	32	33	120	0,127
1415265768	40	20,5	40	32,5	120	0,127
1415265774	50	23,5	50	41	80	0,191
1415265780	63	27,5	63	46	48	0,389
1417599140	75	30	75	60	33	0,566
1417599147	90	33	90	69	15	1,18
1417599154	110	37	110	79	10	2,12

Single tee ASG

System: ASG - Plast
Material: PP - RCT
Standard: EN ISO 15874, DIN 8077, DIN 8078, DSTU B V.2.5-18-2001
Note: Simple and reliable element allowing performing branching pipes of different diameter. T max 95 °C.

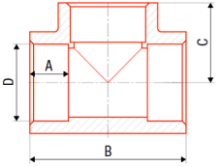

#●/●		A [mm]	D [mm]	B [mm]	C [mm]		dm³
1415276436	20	14,5	20	54	27	160	0,117
1415276442	25	16	25	62	31	120	0,16
1415276458	32	18	32	71	35	60	0,31
1415276475	40	20,5	40	85,2	42,6	48	0,39
1415276493	50	23,5	50	102,2	51,1	24	0,78
1415276544	63	27,5	63	123,6	61,8	15	1,25
1415276621	75	30	75	141	70,5	8	2,33
1415276640	90	33	90	163	80,5	6	3,11
1415276652	110	37	110	186	97	3	6,22
6178525	160	-	160	-	-	1	21,88

Tee reduced ASG

System: ASG - Plast
Material: PP-RCT
Standard: EN ISO 15874, DIN 8077, DIN 8078, DSTU B V.2.5-18-2001
Note: Simple and reliable element allowing performing branching pipes of different diameter. T max 95 °C.

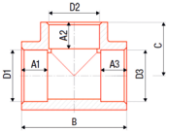

# ●/●		A1 [mm]	D1 [mm]	A2 [mm]	D2 [mm]	A3 [mm]	D3 [mm]	C [mm]	B [mm]		dm³
6547350	25x20x20	16	25	14,5	20	14,5	20	29,7	57,5	160	0,128
1415276784	25x20x25	16	25	14,5	20	16	25	31,6	58,5	120	0,16
1415276794	32x20x32	18	32	14,5	20	18	32	31,5	61,4	90	0,21
1415276980	32x25x32	18	32	16	25	18	32	36,0	69,1	80	0,23
1415277009	40x20x40	20,45	40	14,5	20	20,45	40	36,0	67,2	60	0,31
1415277067	40x25x40	20,45	40	16	25	20,45	40	39,6	73,5	50	0,38
1415277142	40x32x40	20,45	40	18	32	20,45	40	39,8	78,7	50	0,38
1417604184	50x20x50	23,5	50	14,5	20	23,5	50	41,2	73,7	40	0,47
1415277184	50x25x50	23,5	50	16	25	23,5	50	42,7	78,7	40	0,47
1415277228	50x32x50	23,5	50	18	32	23,5	50	44,6	84,5	30	0,62
1415282213	50x40x50	23,5	50	20,45	40	23,5	50	47,7	90,3	32	0,58
1417604190	63x20x63	27,5	63	14,5	20	27,5	63	47,5	85,0	24	0,78
1417604199	63x25x63	27,5	63	16	25	27,5	63	48,2	89,2	22	0,85
1415282227	63x32x63	27,5	63	18	32	27,5	63	50,5	95,7	20	0,94
1415282236	63x40x63	27,5	63	20,45	40	27,5	63	53,3	102,2	12	1,28
1415282249	63x50x63	27,5	63	23,5	50	27,5	63	56,8	107,3	12	1,28
1417604205	75x20x75	30	75	14,5	20	30	75	53,8	91,0	15	1,25
1417604282	75x25x75	30	75	16	25	30	75	53,8	96,0	12	1,56
1417604297	75x32x75	30	75	18	32	30	75	55,8	102,5	10	1,53
1417604308	75x40x75	30	75	20,45	40	30	75	58,6	109,0	10	1,53
1417604328	75x50x75	30	75	23,5	50	30	75	58,6	109,0	10	1,53
1417604420	75x63x75	30	75	27,5	63	30	75	65,5	131,0	9	1,70
1417604426	90x32x90	33	90	18	32	33	90	62,8	110,5	6	2,55
1417604432	90x40x90	33	90	20,45	40	33	90	65,6	117,0	6	2,55
1417604439	90x50x90	33	90	23,5	50	33	90	68,8	127,5	6	2,55
1415282291	90x63x90	33	90	27,5	63	33	90	74,1	138,4	6	2,55
1415282300	90x75x90	33	90	30	75	33	90	76,4	142,6	6	3,11
1417604458	110x40x110	37	110	20,45	40	37	110	77,1	123,5	4	3,82
1417604469	110x50x110	37	110	23,5	50	37	110	83,0	137,5	4	4,67
1417604477	110x63x110	37	110	27,5	63	37	110	85,6	144,9	4	4,67
1417604484	110x75x110	37	110	30	75	37	110	86,0	161,0	4	4,67
1417604490	110x90x110	37	110	33	90	37	110	92,2	173,0	4	4,67

Tee female/male ASG

System: ASG - Plast
Material: PP-RCT
Standard: EN ISO 15874, DIN 8077, DIN 8078, DSTU B V.2.5-18-2001
Note: Connecting element is purposed for pipeline branching. It is designed for connection with other fitting. It is convenient for using in section with limited access. T max 95 °C.

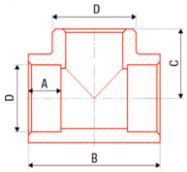

# ●/●		A [mm]	D [mm]	B [mm]	C [mm]		dm³
1424783685	20	14,5	20	51	25,5	200	0,11
1424783688	25	16	25	58	31,4	120	0,18
1424783701	32	18	32	66	35	60	0,35

Flange adaptor ASG

System: ASG - Plast
Material: PP-RCT
Standard: EN ISO 15874, DIN 8077, DIN 8078, DSTU B V.2.5-18-2001
Note: Folded collar is used for creating a flanged joint when ASG pipe is connected with metal pipes and isolation valves. T max 95 °C.

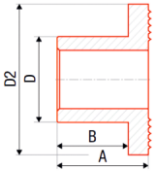

# ●/●		A [mm]	D [mm]	B [mm]	D2 [mm]		dm³
1417112507	40	22	50	20	71,5	40	0,382
1417112539	50	23	60	23,6	82,3	48	0,368
1417112545	63	34	76,2	21	87	28	0,55
1417112551	75	35	90	19	103	15	1,02
1417112555	90	39	106,9	21,3	122	18	0,85
1417112563	110	44	134	24,3	154	5	1,77

Three-way elbow ASG

System: ASG - Plast
Material: PP-RCT
Standard: EN ISO 15874, DIN 8077, DIN 8078, DSTU B V.2.5-18-2001
Note: This element is applied if there is a necessity of changing the direction of pipeline to different sides at a straight angle. T max 95 °C.

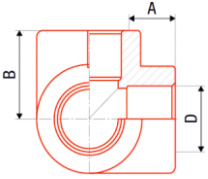

# ●/●		A [mm]	D [mm]	B [mm]		dm³
1417604683	20	14,5	20	26,8	200	0,076
1417604689	25	16	25	29,5	120	0,16

Slip flange with folded collar ASG

System: ASG - Plast
Standard: EN ISO 15874, DIN 8077, DIN 8078, DSTU B V.2.5-18-2001
Note: Slip flange with folded collar ensures firm and reliable connection of polypropylene pipes ASG with metal pipeline and isolation valves.

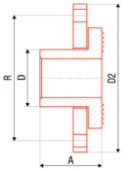



#●/●		D [mm]	D2 [mm]	R [mm]	A [mm]		dm³
1424784483	40	50	140	100	24,5	28	0,63
1424784484	50	61	150	110	35,9	16	0,96
1424784485	63	76	165	125	34	18	1,176
1424784486	75	89,7	185	145	35	12	1,764
1424784488	90	107	200	160	39	8	2,645
1424784489	110	134	220	180	44	5	4,234

Crossing ASG

System: ASG - Plast
Material: PP-RCT
Standard: EN ISO 15874, DIN 8077, DIN 8078 , DSTU B V.2.5-18-2001
Note: It is used for mounting in places where an obstacle has to be bypassed, namely, pipeline, dropping pipe, etc. T max 95 °C.

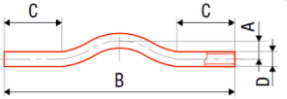



#●/●		D [mm]	C [mm]	B [mm]	A [mm]		dm³
1415274840	20	20	110	400	42	100	0,19
1415274846	25	25	100	400	30	50	0,38
1415274853	32	32	90	400	35	35	0,54
1415274859	40	40	90	400	35	10	1,87

Bypass ASG

System: ASG - Plast
Material: PP-RCT
Standard: EN ISO 15874, DIN 8077, DIN 8078, DSTU B V.2.5-18-2001
Note: It is used for mounting in places where an obstacle has to be bypassed, namely, pipeline, dropping pipe, etc. It is connected to pipeline by polydiffuse welding without applying muffs. T max 95 °C.

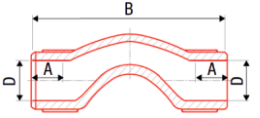

#●/●		D [mm]	B [mm]	A [mm]		dm³
1417599987	20	20	87,5	14,5	120	0,13
1417600039	25	25	103,8	16	100	0,19
1417600064	32	32	-	18	40	0,38

Reduction Female/Male ASG

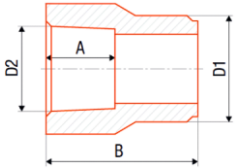

System: ASG - Plast
Material: PP-RCT
Standard: EN ISO 15874, DIN 077, DIN 078, DSTU B V.2.5-18-2001
Note: This element is used as a transfer of pipeline from one diameter to another one. It is designed for connecting to other fitting. T max 95 °C.

# ●/●		D1 [mm]	D2 [mm]	B [mm]	A [mm]		dm³
1415275669	25x20	25	20	34,2	14,5	400	0,05
1415275683	32x20	32	20	35,4	14,5	300	0,06
1415275594	32x25	32	25	40	16	200	0,08
1415275725	40x20	40	20	41,5	14,5	180	0,09
1415275750	40x25	40	25	43,5	16	180	0,09
1415275769	40x32	40	32	50,7	18	120	0,16
1415275794	50x32	50	32	50,6	18	80	0,24

Coupler coupling ASG

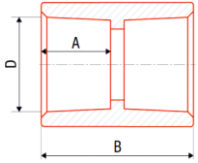

System: ASG - Plast
Material: PP-RCT
Standard: EN ISO 15874, DIN 077, DIN 078, DSTU B V.2.5-18-2001
Note: Polypropylene couplings are used to connect polypropylene pipes and fittings of the same diameter when installing cold and hot water supply and heating systems. T max 95 ° C.

# ●/●		D [mm]	A [mm]	B [mm]		dm³
1415273184	20	20	14,5	32	400	0,04
1415273193	25	25	16	35,5	200	0,08
1415273209	32	32	18	38,3	100	0,15
1415273219	40	40	20,5	45,4	100	0,19
1415273227	50	50	23,5	51,8	50	0,31
1415273234	63	63	27,5	61,1	36	0,52
1415273240	75	75	30	67	20	0,94
1415273246	90	90	33	74	10	1,53
1415273252	110	110	37	81,2	8	2,33
6178527	160	160	-	-	4	7,55

Reducer ASG

System: ASG - Plast
Material: PP-RCT
Standard: EN ISO 15874, DIN 8077, DIN 8078, DSTU B V.2.5-18-2001
Note: This element is used as a transfer of pipeline from one diameter to another one. It is designed for connecting to other fitting. T max 95 °C.

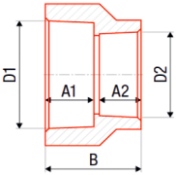

# ●/●		D1 [mm]	D2 [mm]	B [mm]	A1 [mm]	A2 [mm]		dm³
1415275551	25x20	25	20	34,3	16	14,5	300	0,06
1415275584	32x20	32	20	35	18	14,5	180	0,11
1415275709	32x25	32	25	38	18	16	150	0,13
1417600271	40x20	40	20	40	20,5	14,5	140	0,13
1417600280	40x25	40	25	40	20,5	16	140	0,13
1415275609	40x32	40	32	44	20,5	18	120	0,16
1418130316	50x20	50	20	49,2	23,5	14,5	80	0,19
1418130664	50x25	50	25	49,2	23,5	16	80	0,19
1417617915	50x32	50	32	59,8	23,5	18	80	0,19
1415275622	50x40	50	40	47	23,5	20,5	56	0,28
1418130741	63x20	63	20	55	27,5	14,5	48	0,39
1418130939	63x25	63	25	66	27,5	16	48	0,39
1418131125	63x32	63	32	66	27,5	18	48	0,39
1418131153	63x40	63	40	55	27,5	20,5	48	0,39
1415275629	63x50	63	50	55	27,5	23,5	28	0,55
1418131204	75x25	75	25	58,1	30	16	36	0,59
1418131210	75x32	75	32	60	30	18	36	0,59
1418131225	75x40	75	40	60	30	20,5	36	0,59
1418131235	75x50	75	50	63,5	30	23,5	36	0,52
1418131243	75x63	75	63	66	30	27,5	24	0,64
1418131249	90x32	90	32	72	33	18	18	1,18
1418131272	90x40	90	40	67	33	20,5	18	1,18
1418131286	90x50	90	50	69	33	23,5	12	1,56
1418131293	90x63	90	63	72	33	27,5	15	1,25
1418131301	90x75	90	75	73,4	33	30	12	1,56
1418131310	110x40	110	40	82,2	37	20,5	10	2,12
1418131321	110x50	110	50	83,1	37	23,5	10	2,15
1418131332	110x63	110	63	82	37	27,5	10	2,12
1418131346	110x75	110	75	83,2	37	30	10	1,53
1418131360	110x90	110	90	90	37	33	8	1,91

All plastic weld in saddle ASG

System: ASG - Plast
Material: PP-RCT
Standard: EN ISO 15874, DIN 8077, DIN 8078, DSTU B V.2.5-18-2001
Note: Designed to create a branch pipeline.

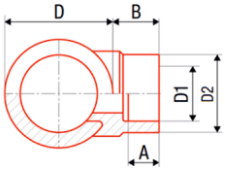

# ●/●		D [mm]	A [mm]	B [mm]	D1 [mm]	D2 [mm]		dm³
1417599105	63x32	63	18	27	32	46	140	0,11
1417599112	75x32	75	18	27	32	46	140	0,11
1417599119	90x32	90	18	27	32	46	140	0,11
1417599126	110x32	110	18	25,7	32	46	140	0,11

FE flange ASG Steel

System: ASG - Plast
Material: Metal
Standard: EN ISO 15874, DIN 8077, DIN 8078
Note: The FE flange provides a strong and reliable connection of ASG polypropylene pipes with metal pipelines and valves.

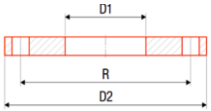

# ●/●		D1 [mm]	D2 [mm]	R [mm]		dm³
6540305	40	51	140	100	28	0,63
6540306	50	62	150	110	24	0,89
6540307	63	78	165	125	18	1,1
6540308	75	92	185	145	12	1,6
6540309	90	109	200	160	8	2,4
6540310	110	136	220	180	5	4,23

Wall fitting Elbow, Female metal thread ASG

System: ASG - Plast
Material: PP-RCT - brass
Standard: EN ISO 15874, DIN 8077, DIN 8078, DSTU B V.2.5-18-2001
Note: The wall elbow is designed to change the direction of the pipeline at an angle of 90 degrees, it allows you to connect a mixer or other components of an engineering system with a threaded connection using a metal thread. T max 95 ° C

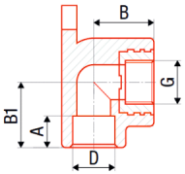

# ●/●		G [”]	B [mm]	B1 [mm]	A [mm]	D [mm]		dm³
1415273335	20x1/2"	1/2"	33,8	29,3	14,5	20	100	0,19
1417599882	25x1/2"	1/2"	36	27,5	16	25	100	0,19
1415273390	25x3/4"	3/4"	40	30	16	25	80	0,24

Wall fitting Elbow, Male metal thread ASG

System: ASG - Plast
Material: PP-RCT - brass
Standard: EN ISO 15874, DIN 8077, DIN 8078, DSTU B V.2.5-18-2001
Note: Wall bend is determined for changing direction of pipeline with the angle of 90 degrees, applying a metal threat it allows connecting mixing valve or other components of an engineering system with thread connection.T max 95 ° C

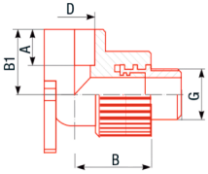

# ●/●		G [”]	B [mm]	B1 [mm]	A [mm]	D [mm]		dm³
1417599896	20x1/2"	1/2"	33,8	29,3	14,5	20	100	0,19
1417599904	25x1/2"	1/2"	36	27,5	16	25	80	0,2
1417599919	25x3/4"	3/4"	40	30	16	25	60	0,26

Elbow 90° ASG plastic reducing sleeve with cap nut

System: ASG - Plast
Material: PP-RCT - brass
Standard: EN ISO 15874, DIN 8077, DIN 8078, DSTU B V.2.5-18-2001
Note: Designed to change the direction of the pipeline at an angle of 90 degrees, allows for detachable connections with filters, meters. T max 95 ° C.

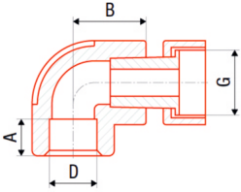

# ●/●		G [”]	B [mm]	A [mm]	D [mm]		dm³
1415270309	20x1/2"	1/2"	27,4	14,5	20	150	0,13
1415270323	20x3/4"	3/4"	25,5	14,5	20	200	0,08
1424783714	25x1/2"	1/2"	32	16	25	120	0,13
1417599230	25x3/4"	3/4"	31,6	16	25	120	0,13

Elbow Female metal thread ASG

System: ASG - Plast
Material: PP-RCT - brass
Standard: EN ISO 15874, DIN 8077, DIN 8078, DSTU B V.2.5-18-2001
Note: Designed to change the direction of the pipeline with the transition to a threaded connection. T max 95 ° C.

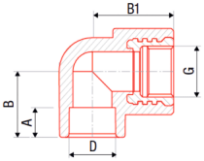

# ●/●		G [”]	B [mm]	B1 [mm	A [mm]	D [mm]		dm³
1415270621	20x1/2"	1/2"	32,0	27	14,5	20	100	0,16
1415270630	20x3/4"	3/4"	35,0	27	14,5	20	100	0,16
1415270639	25x1/2"	1/2"	30,4	34,2	16	25	100	0,16
1415270648	25x3/4"	3/4"	30,5	35,5	16	25	80	0,2
1415270657	32x1"	1"	45,7	43,5	18	32	50	0,31
1417599494	32x1/2"	1/2"	44,0	44	18	32	60	0,26
1417599500	32x3/4"	3/4"	45,7	43,5	18	32	60	0,26
1417599506	40x5/4"	5/4"	45	52,4	20,5	40	32	0,48

Elbow Male metal thread ASG

System: ASG - Plast
Material: PP-RCT - brass
Standard: EN ISO 15874, DIN 8077, DIN 8078, DSTU B V.2.5-18-2001
Note: To change the direction of the pipeline to a threaded connection. T max 95 ° C.

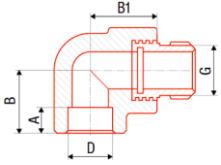

# ●/●		G [”]	B [mm]	B1 [mm]	A [mm]	D [mm]		dm³
1415270666	20x1/2"	1/2"	32	27	14,5	20	100	0,153
1415270681	20x3/4"	3/4"	35	27	14,5	20	60	0,254
1415270776	25x1/2"	1/2"	30,4	34,2	16	25	100	0,153
1415270789	25x3/4"	3/4"	30,5	35,5	16	25	80	0,2
1415270800	32x1"	1"	45,7	43,5	18	32	40	0,382
1417599517	32x1/2"	1/2"	44	44	18	32	60	0,26
1417599536	32x3/4"	3/4"	45,7	43,5	18	32	60	0,26

Double Elbow for wall mounting female ASG

System: ASG - Plast
Material: PP-RCT - brass
Standard: EN ISO 15874, DIN 8077, DIN 8078, DSTU B V.2.5-18.2001
Note: Mounting plate with angle fittings. used for heating, cold and hot water supply T max 95 ° C.

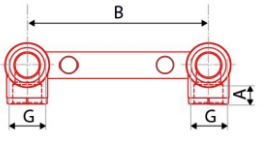

# ●/●		G [”]	B [mm]	A [mm]	D [mm]		dm³
1417599954	20x1/2"	1/2"	150	16,5	20	36	0,52
6541358	25x1/2"	1/2"	150	16	25	16	1,2

Wall kit PROFI female metal thread ASG

System: ASG - Plast
Material: PP-RCT - brass
Standard: EN ISO 15874, DIN 8077, DIN 8078, DSTU B V.2.5-18.2001
Note: The universal kit allows you to adjust the distance of 150mm or 100mm. Ideal for mounting on concrete, wood or brick walls.
T max 95 ° C.

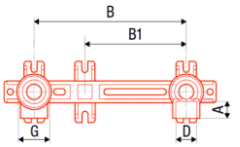

# ●/●		G [”]	B [mm]	B1 [mm]	A [mm]	D [mm]		dm³
6545681	20x1/2"	1/2"	150	100	16,5	20	30	0,63

Wall kit PROFI, male metal thread ASG

System: ASG - Plast
Material: PP-RCT - brass
Standard: EN ISO 15874, DIN 8077, DIN 8078, DSTU B V.2.5-18.2001
Note: The universal kit allows you to adjust the distance of 150mm or 100mm. Ideal for mounting on concrete, wood or brick walls. T max 95 ° C.

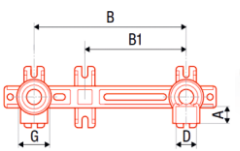

# ●/●		G [”]	B [mm]	B1 [mm]	A [mm]	D [mm]		dm³
6545809	25x1/2"	1/2"	150	100	16	25	30	0,63

Tee plastic reducing sleeve with cap nut ASG

System: ASG - Plast
Material: PP-RCT - brass
Standard: EN ISO 15874, DIN 8077, DIN 8078, DSTU B V.2.5-18-2001
Note: They are used for the possibility of threaded connection at the point of dilution of the pipeline at 90 degrees. T max 95 ° C.

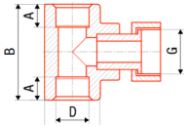

# ●/●		G [”]	B [mm]	A [mm]	D [mm]		dm³
1424172993	20x3/4"	3/4"	51	14,5	20	120	0,13
1424173031	25x3/4"	3/4"	58	16	25	120	0,13

Wall elbows with holder ASG

System: ASG - Plast
Material: PP-RCT - brass
Standard: EN ISO 15874, DIN 8077, DIN 8078, DSTU B V.2.5-18-2001
Note: The wall elbow is designed to change the direction of the pipeline at an angle of 90 degrees, allowing you to attach a mixer or other engineering system components with a threaded connection to a plasterboard wall using a metal thread. T max 95 ° C.

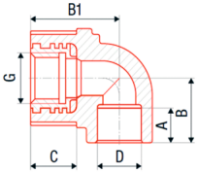



# ●/●		G [”]	B [mm]	B1 [mm]	A [mm]	D [mm]	C [mm]		dm³
1423996437	20x1/2"	1/2"	27	42	14,5	20	25	50	0,38

Tee female metal thread ASG

System: ASG - Plast
Material: PP-RCT - brass
Standard: EN ISO 15874, DIN 8077, DIN 8078, DSTU B V.2.5-18-2001
Note: It is used to enable threaded connection at the point where the pipeline is 90 degrees apart. T max 95 ° C.

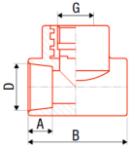

# ●/●		G [”]	B [mm]	A [mm]	D [mm]		dm³
1415282321	20x1/2"	1/2"	37	14,5	20	100	0,153
1417604531	20x3/4"	3/4"	64	14,5	20	100	0,153
1415282334	25x1/2"	1/2"	66	16	25	80	0,191
1415282343	25x3/4"	3/4"	67	16	25	60	0,255
1415282352	32x1"	1"	75	18	32	30	0,51
1417604542	32x1/2"	1/2"	71	18	32	60	0,312
1417604548	32x3/4"	3/4"	71	18	32	60	0,312
1417604557	40x5/4"	5/4"	97	20,5	40	24	0,637

Tee male metal thread ASG

System: ASG - Plast
Material: PP-RCT - brass
Standard: EN ISO 15874, DIN 8077, DIN 8078, DSTU B V.2.5-18-2001
Note: It is used to enable threaded connection at the point where the pipeline is 90 degrees apart. T max 95 ° C.

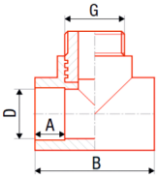

# ●/●		G [”]	B [mm]	A [mm]	D [mm]		dm³
1415282373	20x1/2"	1/2"	37	14,5	20	100	0,153
1417604566	20x3/4"	3/4"	64	14,5	20	100	0,153
1415282382	25x1/2"	1/2"	66	16	25	60	0,255
1415282391	25x3/4"	3/4"	67	16	25	60	0,255
1417604659	32x1"	1"	75	18	32	30	0,51
1417604641	32x1/2"	1/2"	71	18	32	60	0,312
1417604650	32x3/4"	3/4"	71	18	32	60	0,312
1417604665	40x5/4"	5/4"	97	20,5	40	20	0,74

Union male ASG

System: ASG - Plast
Material: PP-RCT - brass
Standard: EN ISO 15874, DIN 8077, DIN 8078, DSTU B V.2.5-18-2001
Note: The element is suitable for forming a detachable connection. Significantly simplifies the installation of equipment due to the fact that the brass part of the coupling can be attached to the input of the equipment without rotating the polypropylene part. T max 95 ° C.

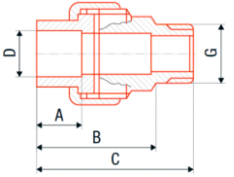

# ●/●		G [”]	B [mm]	A [mm]	D [mm]	C [mm]		dm³
1415616527	20x1/2"	1/2"	41	14,5	20	53	180	0,085
1415616559	25x3/4"	3/4"	44	16	25	59	100	0,153
1415616578	32x1"	1"	46	18	32	63	50	0,306
1415616600	40x5/4"	5/4"	51	20,5	40	68	48	0,318
1415616623	50x6/4"	6/4"	52	23,5	50	70	28	0,546
1415616646	63x2"	2"	64	27,5	63	90	12	1,273

Union female ASG

System: ASG - Plast
Material: PP-RCT - brass
Standard: EN ISO 15874, DIN 8077, DIN 8078, DSTU B V.2.5-18-2001
Note: The element is suitable for forming a detachable connection. Significantly simplifies the installation of equipment due to the fact that the brass part of the coupling can be attached to the input of the equipment without rotating the polypropylene part. T max 95 ° C.

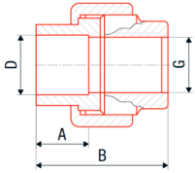

# ●/●		G [”]	B [mm]	A [mm]	D [mm]		dm³
1415616508	20x1/2"	1/2"	41	14,5	20	180	0,085
1415616550	25x3/4"	3/4"	44	16	25	100	0,153
1415616568	32x1"	1"	64	18	32	65	0,235
1415616587	40x5/4"	5/4"	51	20,5	40	48	0,318
1415616614	50x6/4"	6/4"	52	23,5	50	24	0,637
1415616637	63x2"	2"	64	27,5	63	17	0,9

Reducing sleeve with metal male thread ASG

System: ASG - Plast
Material: PP-RCT - brass
Standard: EN ISO 15874, DIN 8077, DIN 8078, DSTU B V.2.5-18-2001
Note: The combined adapter with an external thread is designed for the installation of pipelines of hot and cold water supply and heating systems, it is used for a direct transition from a polypropylene pipeline to an external metal thread. Tmax 95°C.

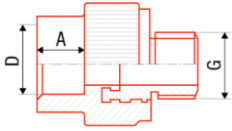

# ●/●		G [”]	A [mm]	D [mm]		dm³
1415275249	20x1/2"	1/2"	14,5	20	180	0,085
1415275262	20x3/4"	3/4"	14,5	20	120	0,128
1415275271	25x1/2"	1/2"	16,0	25	120	0,128
1415275282	25x3/4"	3/4"	16,0	25	120	0,128
1415275293	32x1"	1"	18,0	32	70	0,218
1417600243	32x1/2"	1/2"	18,0	32	80	0,191
1417600250	32x3/4"	3/4"	18,0	32	80	0,191
1415275314	40x5/4"	5/4"	20,5	40	40	0,382
1415275332	50x6/4"	6/4"	23,5	50	20	0,763
1415275347	63x2"	2"	27,5	63	12	1,272
1415275356	75x2 1/2"	2 1/2"	30,0	75	9	1,697
1415275365	90x3"	3"	33,0	90	6	2,545
1417600264	110x4"	4"	37,0	110	4	5,29

Reducing sleeve with metal female thread ASG

System: ASG - Plast
Material: PP-RCT - brass
Standard: EN ISO 15874, DIN 8077, DIN 8078, DSTU B V.2.5-18-2001
Note: Used for a direct transition from polypropylene tubing to male metal threads. T max 95 ° C.

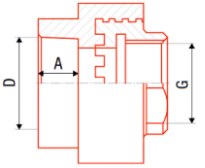

# ●/●		G [”]	A [mm]	D [mm]		dm³
1415274982	20x1/2"	1/2"	14,5	20	150	0,102
1415274991	20x3/4"	3/4"	14,5	20	120	0,128
1415275014	25x1/2"	1/2"	16	25	180	0,085
1415275031	25x3/4"	3/4"	16	25	120	0,128
1415275040	32x1"	1"	18	32	60	0,254
1417600088	32x1/2"	1/2"	18	32	120	0,128
1417600097	32x3/4"	3/4"	18	32	120	0,128
1415275049	40x5/4"	5/4"	20,5	40	40	0,382
1415275065	50x6/4"	6/4"	23,5	50	28	0,545
1415275084	63x2"	2"	27,5	63	15	1,018
1417600136	75x2 1/2"	2 1/2"	30	75	10	1,764
1417600151	90x3"	3"	33	90	8	1,91
1417600158	110x4"	4"	37	110	5	4,23

Metal reducer with cap nut ASG

System: ASG - Plast
Material: PP-RCT - brass
Standard: EN ISO 15874, DIN 8077, DIN 8078, DSTU B V.2.5-18-2001
Note: Element for transition from the plastic part to the metal part of the pipeline. T max 95 ° C.

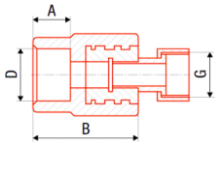

# ●/●		G [”]	B [mm]	A [mm]	D [mm]		dm³
1415274765	20x1/2"	1/2"	35,5	14,5	20	300	0,063
6545236	20x3/4"	3/4"	35,6	14,5	20	180	0,085
1419447476	25x1/2"	1/2"	42,0	16,0	25	120	0,128
1415274809	25x3/4"	3/4"	42,0	16,0	25	100	0,153
6549966	25x1"	1	42,0	16,0	25	60	0,255

Dismountable Pipe-Pipe Connection (Female/Female) ASG

System: ASG - Plast
Material: PP-RCT - brass
Standard: EN ISO 15874, DIN 8077, DIN 8078, DSTU B V.2.5-18-2001
Note: The element is used to obtain a collapsible connection of pipes of the same diameter. T max 95 ° C.

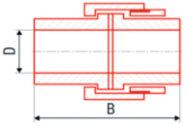

# ●/●		B [mm]	D [mm]		dm³
1417604054	20	43	20	120	0,128
1417604071	25	45	25	80	0,191
1417604091	32	53	32	60	0,255
1417604109	40	105	40	40	0,467
1417604115	50	123	50	24	0,778
1417604138	63	75,5	63	13	1,36

Union plastic / brass unwelded ASG

System: ASG - Plast
Material: PP-RCT - brass
Standard: EN ISO 15874, DIN 8077, DIN 8078, DSTU B V.2.5-18-2001
Note: Used to enable threaded connection at the point of pipe separation. T max 95 ° C.

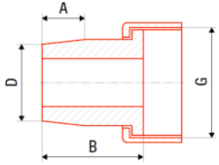

#●/●		G [”]	A [mm]	D [mm]		dm³
1415276030	25x1"	1"	45,2	25	160	0,095
1415276054	32x5/4"	5/4"	45,3	32	100	0,153
1415276106	40x6/4"	6/4"	51,5	40	80	0,191
1415276123	50x2"	2"	60,5	50	48	0,319
6549964	20x3/4"	3/4"			300	0,051

Threaded connection ASG

System: ASG - Plast
Material: PP-RCT
Standard: EN ISO 15874, DIN 8077, DIN 8078, DSTU B V.2.5-18-2001
Note: For non-pressure and temporary connections.

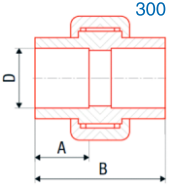

#●/●		A [mm]	B [mm]	D [mm]		dm³
1417604160	20	14,5	51,3	20	120	0,128
1417604166	25	16	53	25	60	0,255
1417604172	32	18	62	32	40	0,382
1417604178	40	20,5	80,1	40	28	0,756

Wall tee (wall through elbow) ASG

System: ASG - Plast
Material: PP-RCT
Standard: EN ISO 15874, DIN 8077, DIN 8078, DSTU B V.2.5-18-2001
Note: An element for transition from the plastic part to the metal part of the pipeline at 90 degrees. T max 95 ° C.

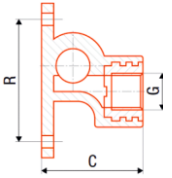

#●/●		R [mm]	C [mm]	G [”]		dm³
1415273408	20x1/2"	61,5	50	1/2"	60	0,255

Double wall elbow with holder ASG

System: ASG - Plast
Material: PP-RCT - brass
Standard: EN ISO 15874, DIN 8077, DIN 8078, DSTU B V.2.5-18-2001
Note: Used to mount the faucet. T max 95 ° C.

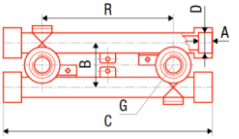



# ●/●		D [mm]	A [mm]	G ["]	B [mm]	C [mm]	R [mm]		dm³
1415273399	2x20x1/2"	20	14,5	1/2"	46	230	100/113/137/150	14	1,34

Mounting plate ASG

System: ASG - Plast
Material: PP-RCT
Standard: EN ISO 15874, DIN 8077, DIN 8078, DSTU B V.2.5-18-2001
Note: They are used for reliable, strong adhesion of the elements of the wall kit.

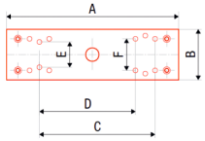

# ●/●		A" [mm]	B [mm]	C [mm]	D [mm]	E [mm]	F [mm]		dm³
1415273169	2x20x1/2"	220	64	135	110	40	45	150	0,102

Pipe in a roll ASG THERM MULTIPERT 5

System: ASG - Plast
Material: PE-RT/EVOH/PE-RT
Standard: EN ISO 22391, DIN 4726, DSTU B V.2.5-36:2007, DIN16833:2009-09
Note: Pipe made of PE-RT Type 2 material of high temperature resistance with a barrier to prevent the penetration of oxygen into the system.
Used for heating in underfloor heating systems and low-temperature radiators.

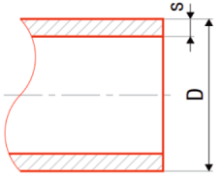

# ●/●		D [mm]	s [mm]	L [m]		dm³
6536071	16x2	16	2	100	1	140
6535420	16x2	16	2	200	1	140
6536103	16x2	16	2	600	1	324

Fixing lug ASG for heat floor

System: ASG - Plast
Material: PP
Standard: DSTU B V.2.5-18-2001
Note: The fixing clip is for fixing pipes.
This element greatly simplifies the installation of the underfloor heating system.

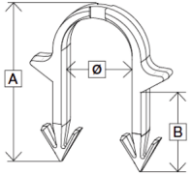

	A [mm]	D [mm]	B [m]		dm³
40	40	15-20	22	660	0,01
50	50	15-20	32	572	0,01

CLAMPS

Clamp ASG

System: ASG - Plast
Material: PP-RCT
Standard: EN ISO 15874, DIN 8077, DIN 8078, DSTU B V.2.5-18-2001
Note: The element is designed to fix the pipeline on walls, drywall and other surfaces.

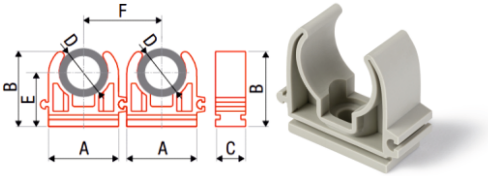

# ●/●		A [mm]	B [mm]	C [mm]	D [mm]	E [mm]	F [mm]		dm³
1415266821	20	30	32,3	16	20	24,4	34,5	1000	0,03
1415266848	25	35,3	38	16	25	28	39,5	800	0,039
1415266854	32	35,3	38	16	32	28	39,5	1000	0,031

Double Clamp ASG

System: ASG - Plast
Material: PP-RCT
Standard: EN ISO 15874, DIN 8077, DIN 8078, DSTU B V.2.5-18-2001
Note: The element is designed to simultaneously fix two parallel pipelines on walls, drywall and other surfaces.

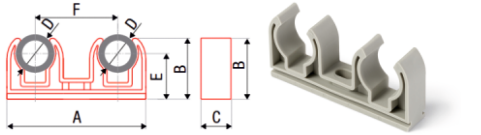

# ●/●		A [mm]	B [mm]	C [mm]	D [mm]	E [mm]	F [mm]		dm³
1415546735	2x20	70,5	34,8	15,9	20	25,5	43,4	800	0,039
1415546746	2x25	89	40	15,8	25	27,8	54,7	600	0,052

Clamp with tape ASG

System: ASG - Plast
Material: PP-RCT
Standard: EN ISO 15874, DIN 8077, DIN 8078, DSTU B V.2.5-18-2001
Note: The element is designed to fix the pipeline on walls, drywall and other surfaces.

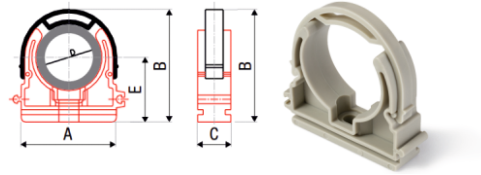

# ●/●		A [mm]	B [mm]	C [mm]	D [mm]	E [mm]		dm³
1415266914	40	63,4	63,6	15,8	40	36,6	500	0,062
1415266923	50	80,2	77	18,7	50	40,4	200	0,156
1415266929	63	96,3	91	18,9	63	46,6	150	0,208
6553176	75	112	108,7	24	75	64,0	72	0,43

VAVLES

Straight radiator valve ASG

System: ASG - Plast
Material: PPR - brass
Standard: EN ISO 15874, DIN 8077, DIN 8078, DSTU B V.2.5-18-2001
Note: A compact, handy ball valve designed to shut off the heat flow on a heating radiator, used with direct connection. T max 95 °C.

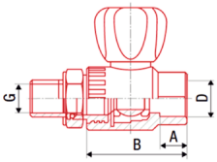

# ●/●		D [mm]	C [mm]	G [”]	B [mm]	A [mm]		dm³
1415411173	20x1/2"	20	52	1/2"	55,1	14,5	48	0,32
1418252176	25x3/4	25	56	3/4"	60,2	16	48	0,32

Angle radiator valve ASG

System: ASG - Plast
Material: PP-RCT - brass
Standard: EN ISO 15874, DIN 8077, DIN 8078, DSTU B V.2.5-18-2001
Note: A compact, convenient ball valve designed to shut off the heat flow on a heating radiator, used for corner connection. T max 95 °C.

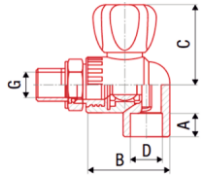

# ●/●		D [mm]	C [mm]	G [”]	B [mm]	A [mm]		dm³
1415411179	20x1/2"	20	52	1/2"	51,0	14,5	48	0,32
1418252182	25x3/4"	25	56	3/4"	60,5	16	48	0,32

Ball tap valve ASG

System: ASG - Plast
Material: PP-RCT - brass
Standard: EN ISO 15874, DIN 8077, DIN 8078, DSTU B V.2.5-18-2001
Note: The element is designed to shut off water or other working medium in hot and cold water supply systems, as well as heating. T max 95 °C.

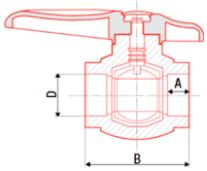

# ●/●		D [mm]	B [mm]	A [mm]		dm³
1415267058	20	20	63,8	14,5	60	0,26
1415267116	25	25	71,9	16	40	0,47
1415267122	32	32	85,7	18	20	0,77
1415267154	40	40	100	20,5	20	0,77
1415267160	50	50	120,3	23,5	10	1,53

# ●/●		D [mm]	B [mm]	A [mm]		dm³
1415267166	63	63	136,4	27,5	6	2,55
1415267172	75	75	165	30	4	3,82

Tap valve straight ASG

System: ASG - Plast
Material: PP-RCT - brass
Standard: EN ISO 15874, DIN 8077, DIN 8078, DSTU B V.2.5-18-2001
Note: The element is used to regulate or completely block the flow in hot and cold water supply systems, as well as heating. T max 95 °C.

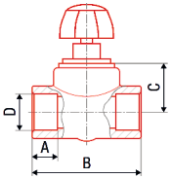

# ●/●		D [mm]	B [mm]	A [mm]	C [mm]		dm³
1415267234	20	20	69,7	14,5	27	60	0,32
1415267328	25	25	75,9	16	30	40	0,47
1415267342	32	32	86,3	18	33	28	0,67
1415267348	40	40	107	20,5	38	20	0,94
1415267365	50	50	135	23,5	56	10	1,87
1415268261	63	63	160	27,5	60	8	2,34

Ball tap valve with plastic ball ASG

System: ASG - Plast
Material: PP-RCT
Standard: EN ISO 15874, DIN 8077, DIN 8078, DSTU B V.2.5-18-2001
Note: The element is designed to shut off water in cold water supply systems.

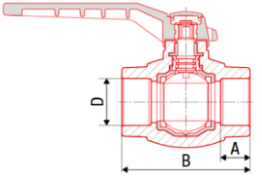

# ●/●		D [mm]	B [mm]	A [mm]		dm³
1417599174	20	20	51	14,5	100	0,21
1417599180	25	25	58	16	70	0,27
1417599186	32	32	66	18	36	0,59
1417599198	40	40	104,4	20,5	20	0,89
1417599213	50	50	123	23,5	10	1,77
1417599224	63	63	149,6	27,5	6	2,94

Straight thermostatic valve ASG

System: ASG - Plast
Material: PP-RCT - brass
Standard: EN ISO 15874, DIN 8077, DIN 8078, DSTU B V.2.5-18-2001
Note: The element is used to regulate or completely block the flow in hot and cold water supply systems, as well as heating. The tap can be additionally equipped with a thermal head T max 95 °C.

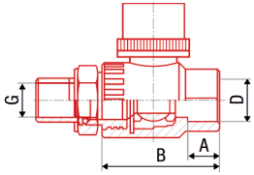

# ●/●		D [mm]	B [mm]	A [mm]	G [”]		dm³
1417599601	20x1/2"	20	51	14,5	1/2"	60	0,3
1417599617	25x3/4"	25	58	16	3/4"	48	0,37

Angle thermostatic valve ASG

System: ASG - Plast
Material: PP-RCT - brass
Standard: EN ISO 15874, DIN 8077, DIN 8078, DSTU B V.2.5-18-2001
Note: The element is used to regulate or completely block the flow in hot and cold water supply systems, as well as heating. The tap can be additionally equipped with a thermal head. T max 95 °C.

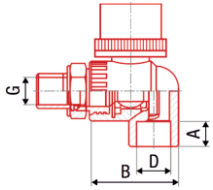

# ●/●		D [mm]	B [mm]	A [mm]	G [”]		dm³
1417599575	20x1/2"	20	47	14,5	1/2"	60	0,3
1417599587	25x3/4"	25	54	16	3/4"	48	0,37

Single union & female threaded ASG

System: ASG - Plast
Material: PP-RCT - brass
Standard: EN ISO 15874, DIN 8077, DIN 8078, DSTU B V.2.5-18-2001
Note: Designed for installation on a pipeline as a locking device.
T max 95 ° C.

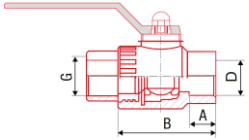

# ●/●		D [mm]	B [mm]	A [mm]	G [”]		dm³
1417599646	20x1/2"	20	51	14,5	1/2"	72	0,13

# ●/●		D [mm]	B [mm]	A [mm]	G [”]		dm³
1417599657	25x3/4"	25	58	16	3/4"	48	0,17
1417599775	32x1"	32	89,5	18	1"	24	0,21

Single union & male threaded ASG

System: ASG - Plast
Material: PP-RCT - brass
Standard: EN ISO 15874, DIN 8077, DIN 8078, DSTU B V.2.5-18-2001
Note: It is intended for installation on the pipeline as a locking device.
T max 95 °C.

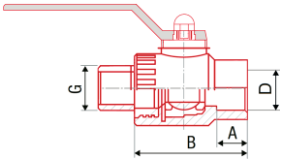

# ●/●		D [mm]	B [mm]	A [mm]	G [”]		dm³
1417599688	20x1/2"	20	75	14,5	1/2"	72	0,28
1417599764	25x3/4"	25	84,5	16	3/4"	48	0,42
1417599803	32x1"	32	100,3	18	1"	24	0,85

Filter ASG

System: ASG - Plast
Material: PP-RCT - brass
Standard: EN ISO 15874, DIN 8077, DIN 8078, DSTU B V.2.5-18-2001
Note: The filter protects the system from clogging with rust, scale and other mechanical impurities. As a rule, it is installed in front of the devices, the service life of which depends on the quality of the water, thereby insuring the system from breakage. T max 95 °C.

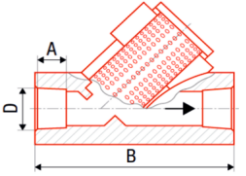

# ●/●		D [mm]	B [mm]	A [mm]		dm³
6545686	20	20	76,3	14,5	40	0,39
6545687	25	25	81,7	16	40	0,39

ASSEMBLY TOOLS

1.Application system

The ASG plast system is used to supply hot and cold water(both drinking and technical), for central and autonomous heating systems, air conditioning, and floor heating. The ASG system can also be used to transport liquid, gaseous and bulk materials (determined individually depending on the chemical resistance of the pipe material to the transported substances). In the manufacture of the ASG system, modern materials are used: Polypropylene Random Copolymer ("Random copolymer" PP-R type 3) and PP-RCT (heat-stabilized polypropylene). Products made from this material have a modified crystal structure. In plastic-to-metal transitions, only high-quality brass is used, which is safe for human health.

ASG pipes and fittings meet the latest requirements:

- a wide range of 16-125 mm;
- new generation materials (PP-RCT);
- unique pipe with ASG NANO AG aluminum foil;
- 15 year warranty;
- service life of 50 years.

2.Installation instructions

2.1 Caution

For the installation of the pipeline, parts are used that have not been damaged or contaminated during transport or storage.
The minimum temperature for the installation of polypropylene pipelines, taking into account welding, is +5°C. At lower temperatures it becomes more difficult conditions for making quality connections. During installation and transportation, protect the parts of the polypropylene systems against shocks, impacts, falling material and other mechanical damage (Pic 1.).



Pic. 1

It is not allowed to bend the pipe by heating (open fire or hot air). For crossing pipes, it is necessary to use special elements intended for this.
The connection of polypropylene parts is made using polyfusion welding.
When welding, a homogeneous seam of high quality is produced. When making connections, the exact procedure must be followed and the appropriate tool.
Threaded fittings must be used for threaded connections. Threading on polypropylene parts is prohibited. For sealing threaded connections are used: Teflon tape, sealing thread or special sealing putties (Pic. 2)

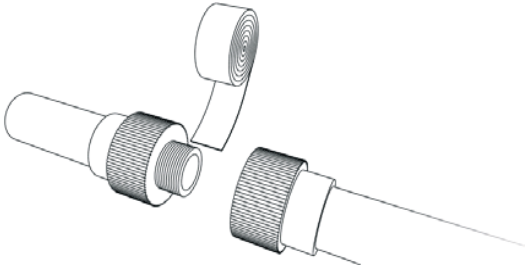

Pic. 2

The metal piping behind the combination fitting must not be welded or soldered close to the fitting to avoid heat transfer to the fitting (Pic. 3).

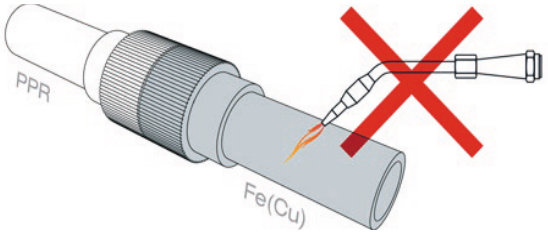

Pic. 3

2.2 Linear expansion of the pipeline

The temperature difference between installation and operational, when the installation of the pipeline is carried out at a temperature different from the temperature of the transported coolant, leads to a change in the length of the pipeline - lengthening or shortening (l) (Pic. 4,5)

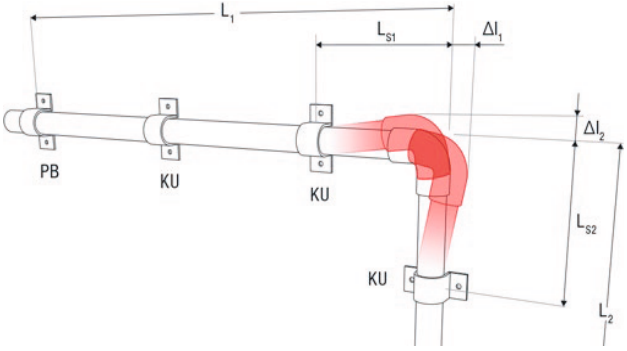

Pic. 4

Δl = α · L · t [mm]

ΔI- linear change [mm];
α - coefficient of thermal expansion [mm/m°C] for the design of all-plastic pipes PPR α = 0.15,
for FASER α = 0.04;
L - effective length (distance between adjacent fixed fasteners in a straight line) [m];
t - temperature difference between installation and operation (temperature difference) [°C].
$LS = k \cdot \sqrt{(D \cdot \Delta l)}$ [mm];
LS - compensation length;
k - is the material constant, for PPR k = 30;
D - is the outer diameter of the pipe [mm];
ΔI - is the linear change [mm] calculated from the previous formula.

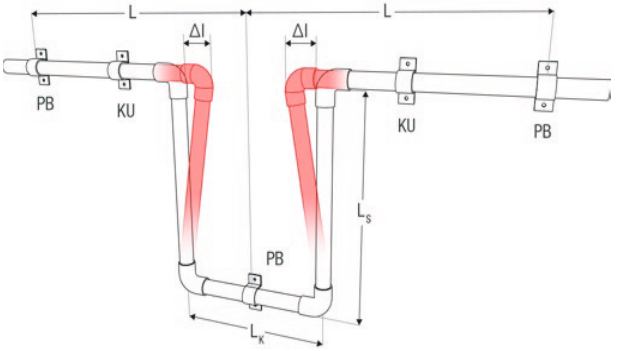

Pic. 5

PB - fixed support;
KU - movable support;
L - is the estimated length of the pipeline;
Ls - compensation length;
ΔI - linear expansion;
LK • compensator bus.

$Lk = 2 \cdot \Delta l \bullet 150$ [mm] and also $Lk \geq 10 \cdot D$

Lk - compensator width;
ΔI - linear change [mm];
D - outer diameter of the pipe [mm].

A suitable compensation method: the pipeline deviates in a perpendicular direction from its axis, and a free compensation length (designation Ls) is left on this perpendicular, which will ensure that, with a temperature change in the length of the pipeline, there is no additional stress in the pipe wall. Compensation length Ls depends on the calculated linear change in the length of the pipeline section, material and diameter of the pipeline. To compensate for the linear expansion of polypropylene pipes, the natural flexibility of the material is used.

ASG PP-RCT setup table loop compensator

The diameter of the pipeline [mm]	The distance between fixed supports L [m]	
	FASER, FASER HOT (PP-RCT) ASG Nano (PP-RCT/Al/PP-RCT)	PPR, PP-RCT HOT
16	24	8
20	27	9
25	30	10
32	36	12
40	42	14

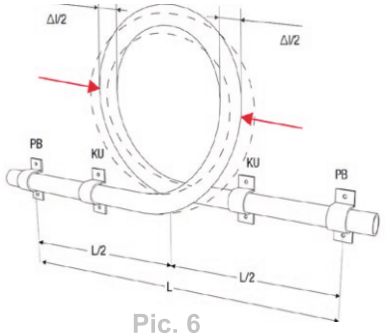

Pic. 6

Before welding the ASG loop expansion joint, press it in the direction of the arrows and weld it compressed by the calculated ΔI.

PB - fixed support;
KU - movable support;
L - estimated length of the pipeline.

Pipeline length [m]	Linear expansion of the pipe PPR PN 20 and PP-RCT HOT							
	10 °C	20 °C	30 °C	40 °C	50 °C	60 °C	70 °C	80 °C
	Linear expansion [mm]							
1	1,5	3	5	6	8	9	11	12
2	3	6	9	12	15	18	21	24
3	5	9	14	18	23	27	32	36
4	5	9	14	18	23	27	32	36
5	8	15	23	30	38	45	53	60
6	9	18	27	36	45	54	63	72
7	11	21	32	42	53	63	74	84
8	12	24	36	48	60	72	84	96
9	14	27	41	54	68	81	95	108
10	15	30	45	60	75	90	105	120
15	23	45	68	90	113	135	158	150

Pipeline length[m]	Linear expansion of the pipe with aluminum foil PPR and PP-RCT							
	10 °C	20 °C	30 °C	40 °C	50 °C	60 °C	70 °C	80 °C
	Linear expansion ΔI [mm]							
1	0,25	0,5	0,75	1,0	1,25	1,5	1,75	2,0
2	0,50	1,0	1,5	2,0	2,5	3,0	3,5	4,0
3	0,75	1,5	2,25	3,0	3,75	4,5	5,25	6,0
4	1,0	2,0	3,0	4,0	5,0	6,0	7,0	8,0
5	1,25	2,5	3,75	5,0	6,25	7,5	8,75	10,0
6	1,50	3,0	4,5	6,0	7,5	9,0	10,5	12,0
7	1,75	3,5	5,25	7,0	8,75	10,5	12,25	14,0
8	2,0	4,0	6,0	8,0	10,0	12,0	14,0	16,0
9	2,25	4,5	6,75	9,0	11,25	13,5	15,75	18,0
10	2,50	5,0	7,5	10,0	12,5	15	17,5	20,0
15	3,75	7,5	11,25	15,0	18,75	22,5	26,25	30,0

Pipeline length [m]	Linear expansion of the pipe with fiberglass PPR and PP-RCT							
	10 °C	20 °C	30 °C	40 °C	50 °C	60 °C	70 °C	80 °C
	Linear expansion Δl [mm]							
1	0,5	1	1,5	2	2,5	3	3,5	4
2	1	2	3	4	5	6	7	8
3	1,5	3	4,5	6	7,5	9	10,5	12
4	2	4	6	8	10	12	14	16
5	2,5	5	7,5	10	12,5	15	17,5	20
6	3	6	9	12	15	18	21	24
7	3,5	7	10,5	14	17,5	21	24,5	28
8	4	8	12	16	20	24	28	32
9	4,5	9	13,5	18	22,5	27	31,5	36
10	5	10	15	20	25	30	35	40
15	7,5	15	22,5	30	37,5	45	52,5	60

FASER, FASER HOT, (PP-RCT)

Ø Pipes [mm]	Distance between supports at water temperature [cm]						
	20 °C	30 °C	40 °C	50 °C	60 °C	70 °C	80 °C
20	100	90	85	85	80	70	65
25	105	100	95	90	85	80	75
32	120	115	110	105	100	95	90
40	130	125	120	115	110	105	100
50	150	145	140	135	130	125	120
63	160	155	150	145	140	135	130
75	180	175	170	165	160	155	145
90	190	185	180	175	170	165	150
110	200	195	190	180	175	170	160

PP-RCT HOT, PN 16

Ø Pipes [mm]	Distance between supports at water temperature [cm]					
	20 °C	30 °C	40 °C	50 °C	60 °C	80 °C
16	80	75	75	70	70	60
20	90	80	80	80	70	65
25	95	95	95	90	80	75
32	110	105	105	100	95	80
40	120	120	115	105	100	95
50	135	130	125	120	115	100
63	155	150	145	135	130	115
75	170	165	160	150	145	125
90	180	180	170	165	160	135
110	200	195	190	180	175	155

ASG Nano (PP-RCT/AL/PP-RCT)

Ø Pipes [mm]	Distance between supports at water temperature [cm]						
	20 °C	30 °C	40 °C	50 °C	60 °C	70 °C	80 °C
20	300	270	255	255	240	210	195
25	315	300	285	270	255	240	225
32	360	345	330	315	300	285	270
40	390	375	360	345	330	315	300
50	450	435	420	405	390	375	360
63	480	465	450	435	420	405	390
75	540	525	510	495	480	465	435
90	570	555	540	525	510	495	450
110	600	585	570	540	525	510	480

For perpendicular pipelines, the maximum distance between supports is multiplied by a factor of 1.3.

2.4 Fixing the pipeline

When installing the pipeline, the properties of the material must be taken into account, i.e. primarily the linear thermal expansion, the need for compensation, the operating conditions (combination of pressure and temperature) and the method of connection.
Pipes are fastened using fixed and movable supports, taking into account the expected.



In a pipeline bend



At the location
of the valve



At the branch



With hard clamps
(only for horizontal pipeline)

Fastening near the fitting



With free fastening

Use of polymer clamps:



Suitable for cold water supply



For transporting hot water, the clamp is attached through the insulation - one size larger

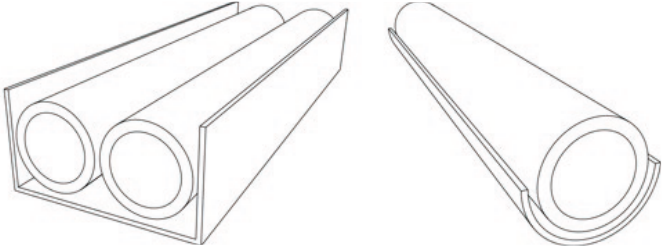

Laying the pipeline in a free chute

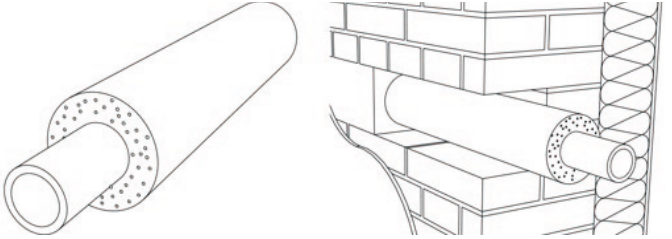

Laying the pipeline in insulation (under plaster)

Pipeline laying

The pipeline is mounted with a minimum slope 0.5% towards the lowest level, where it can be emptied by self-draining or by means of shut-off valves with drainage. The pipeline must be divided into independent sections (which can be blocked). Passage valves or polymer ball valves are used for blocking, special valves or valves are used for installation under plaster. Before proceeding with the installation of valves and taps, it is necessary to check their performance.
In places where water fittings are installed, it is recommended that the distributing pipeline be completed with
WITH THE USE OF THE UNIVERSAL WALL KIT - the distance between the threaded outlets for the mixers is placed so that any deviation from the horizontal axis can be leveled using eccentrics. For installation with subsequent finishing with drywall, use the WALL KIT FOR gypsum board.
When laying pipelines in installation partitions, it is necessary to secure the position of the pipeline using suitable fasteners, such as a system of metal clamps with reinforcing elements. When laying the pipeline, it is necessary to take into account its linear expansion and perform insulation.

When laying hidden pipelines in ceiling structures and in the floor, protective pipes (made of polyethylene) can be used to provide mechanical protection for the pipeline. At the same time, the air space between the pipeline and the protective tube creates thermal insulation.

When laying a plastic pipeline openly, it is necessary to ensure high-quality insulation (for example, if a cold water pipeline is laid freely along the wall of a heated room, then there is an increased risk of moisture condensation on the pipeline wall). The pipeline can be laid openly along the wall only in those rooms where there is no danger of mechanical damage.

ASG PLAST